



The Inside Scoop on Outside Feng Shui Part II



Planting trees to please ... according to the Bagua and more

*The first thing to consider when selecting plants, trees and shrubs for your garden is to forget about Feng Shui and **know your gardening zone!** Plants that flourish in one region would not survive the winter in another so it is essential that you plant according to your specific plant hardiness zone.*

As a newcomer to Vancouver Island and the owner of a brand new home on a barren lot, I was thrilled to research my Zone (7) and discover that everything from apples to zinnias grow here. I felt like an artist poised in front of a blank canvas! After several visits to local garden centres, lots of research and seemingly endless questions, I had grasped what I needed to know about what grows where and was ready to look at my landscaping with Feng Shui eyes.

I paid particular attention to my backyard because this part of the yard represents the future. My main goal in the first year was to plant trees.

Although a solid cedar fence separates our back yard from the neighbour's I planted trees with the intention that they will provide strength and safety ... the 'mountain' support that is an essential element of Feng Shui design. My back yard is flat, so the trees will provide support for my property and my future. Regardless of what school of Feng Shui you follow, there are times when it makes sense to remember the basic principles as taught in Landform Feng Shui where homes are placed in a commanding position:

Behind the water and in front of the mountain. With trees, I would symbolically create my own mountain!

Planting five trees across the back is considered to be ideal to simulate missing support and raise the chi of the property. Considering that straight lines are not 'natural' in Feng Shui, I chose to stagger my tree's placement in a zigzag pattern. This also will



An 'empty canvas' takes shape with four trees (and a shrub) across the back of the yard.

provide them room to grow and branch out, without risk of the canopies becoming intertwined. Having the branches touching is not a good idea ... from both a Feng Shui and an arborists' point of view!

The Symbolism of Trees

In Feng Shui, trees are considered to be 'the lungs of the world' because they take in carbon dioxide and return it to the atmosphere as oxygen. They also play an integral role in stabilizing the soil and keeping the water table balanced. Trees also hold special meaning and do more than enhance the landscape! Many types of trees (and plants) are believed to have special powers and symbolism. Here is a small example of various trees and what they represent:

- Ash** = sacrifice, sensitivity, higher awareness
- Apple** = youth, beauty, happiness, immortality
- Aspen** = determination, overcoming fears and doubts
- Bamboo** = happiness and peacefulness
- Birch** = new beginnings
- Cedars** = healing, cleansing, protection
- Fir** = springtime and immortality
- Flowering trees** = rewards and bounty
- Maple** = balance, promise, practicality
- Oak** = strength and courage
- Pear** = longevity
- Pine** = strength and prosperity
- Poplar** = courage and reliability,
- Weeping Willow/Birch** = mourning, sadness, tears, reflection

I had a great deal of fun choosing the type of trees to plant! I selected a Katsura tree – with coin-shaped leaves that range from green, to purple or gold depending on the season – for the



A Katsura tree is perfect for the Prosperity sector ... its coin-shaped leaves turn green, red or gold depending on the season.

Prosperity gua and a beautiful red maple for the Fame sector. Considering that flowering trees represent abundance, a plum and an apple tree were added to the mix. Four down ... one more to go!



A red maple in the Fame sector with an abundance of flowers and vegetables to fill the garden bed.

I still needed a tree for my Love & Relationship gua and a friend had dropped by and gifted me a willow. I knew that any type of *weeping* tree or shrub is not desirable because it represents sadness and mourning. But this willow tree was upright, with soft silvery leaves. Willows, I *thought*,

represent strength and resilience ... and wouldn't that be great for the Relationship gua? 'Things in twos' are desirable in this Life Sector, and this tree had two stalks ... so into the ground it went!

A couple of weeks later, I casually mentioned the willow tree to my trusted friend and colleague, Dawn Hankins, causing her to raise her eyebrows and some doubt in my mind. "I believe that the Professor doesn't like willow trees at the back of the property," she said politely.

Willow trees, I discovered, do represent strength and resiliency ... as well as grace. However, they are also considered to be very inauspicious and are an energy drain because they soak up the ground water, as well as imply unhappiness and bad luck. Although they thrive when planted near water ... your personal chi may wither! From an arborist's perspective, I was warned that willows – though beautiful – might also be very fragile and prone to breakage in storms. Quick! Grab a shovel!

Further Feng Shui/tree research enlightened me to the fact that because the Love & Relationship gua is represented by the Earth element, trees should be avoided here. By putting all of my attention on the colours and characteristics of the bagua I had made a major Feng Shui faux pas by neglecting to consider the destructive and building cycles of the Five Elements of Feng Shui!



A cement pad in the Relationship gua will be the base for a pergola or grape arbor ... making this a great place to relax.

The willow tree has since been removed and replanted on a friend's farm where it can soak up copious amounts of water on her 80-acres of boggy land. In its place is a 10' x 10' cement pad. This will be the base of a beautiful pergola or grape arbor we intend to build next spring. (The cement added more Earth element to this sector.)

To add my fifth tree I finally selected a hazelnut and planted it on the line between the Fame and Relationship guas. Hazel nuts trees are said to symbolize hidden wisdom and divination ... which is much more desirable in this area than a willow.

In an effort to make my landscaping "edible" as well as beautiful, I then planted vegetables as well as flowers amongst trees. This also was a quick way to keep the weeds down and fill the garden plot while I pondered how I could enhance the landscaping design next spring. Other small trees, shrubs and flowers made their way into my garden over the summer and I enjoyed a bountiful harvest.

This winter – as my newly planted little trees take root and protect me – I will get out pen and paper and plan the landscaping of my new yard by incorporating more principles of Feng Shui. Adding more curvaceous lines, a water feature and other landscaping elements to the flowerbeds and garden along with powerful intentions should set me up for a prosperous and happy future.

Terri Perrin is certified as a Feng Shui Practitioner through Mount Royal College, in Calgary, Alberta. Committed to continual learning and expanding her knowledge of Feng Shui, Terri is a member of the International Feng Shui Guild and Feng Shui Connections Canada. She is also proud to be a student and disciple of Grandmaster Thomas Lin Yun.

Terri now lives in Courtenay, B.C., and is available for home, garden and business consultations. She also presents a variety of Feng Shui workshops.

Contact Terri at 250.218.4952 or terriperrin@faoifengshui.com

Online Specials












Introducing Crystals of the BTB Bagua

Created by Terri Perrin, Feng Shui Practitioner
Photography by Lisa Graham

Here is a creative spin on the BTB Bagua that you have never seen before! Feng Shui Practitioner Terri Perrin, and photographer Lisa Graham, present a series of still-life photographs of multi-faceted crystal spheres in the appropriate colours of all nine Life Sectors of the BTB Bagua. Each photograph represents various Life Sectors to reinforce the theme of each work of art. Empower any room with a glossy full-colour 11" x 12" poster. Or strengthen your intention to extend heartfelt gratitude or best wishes by sending a special note of thanks, congratulations or best wishes to your friends and clients on a beautiful glossy full-colour 5" x 7" note card!

Introductory Special 10% off [Order Today!](#)



 <p>Purple Crystal & Golden Buddha Purple is a colour associated with Royalty ... so it makes perfect sense that it represents Wealth & Prosperity according to BTB Feng Shui! With a gorgeous purple crystal in the foreground and a brass 'money pot' Buddha in the background, this photo is a great representation of the Wealth & Prosperity area of the bagua.</p>	 <p>Red Crystal & Candle Red is considered to be the most powerful colour in Feng Shui and it can be used as an enhancement in three Life Sectors of the BTB Feng Shui bagua: Wealth & Prosperity, Fame & Reputation and Love & Relationships. This photograph, with a single burning candle, is related to the Fame sector ... where the Natural Element is fire and you are Number One!</p>	 <p>Pink Crystal & Roses Pink isn't just for little girls ... it is the primary colour of the Love & Relationship sector of the BTB Feng Shui bagua. When adding an enhancement to this area of the bagua you want to consider things in pairs. We selected two delicate pink roses for this photograph to help get you started.</p>
 <p>Green Crystal & Jade Plant According to BTB Feng Shui, the colour green represents growth and new beginnings and is associated with the Family sector of the bagua. A jade plant - with its succulent rounded leaves - provides an appropriate representation of the Wood Element for the backdrop of this beautiful emerald green crystal.</p>	 <p>Yellow Crystal & Bowl of Fruit Yellow and earth tones are the colours associated with the Health Sector of the BTB Feng Shui bagua. And, because our health affects all areas of our lives, the Health sector is located in the centre of the bagua where it borders the remaining eight guas. This bowl of fresh fruit cradling a vibrant yellow crystal represents Health.</p>	 <p>Clear Crystal & Paintbrushes White is the colour associated with the Children & Creativity area of the BTB Feng Shui bagua. We have positioned some paintbrushes in this photograph to remind you that this Life Sector is not just for (or about) kids ... it is about nurturing the 'child' within all of us!</p>
 <p>Blue Crystal & Books Blue is the colour associated with the Skills & Knowledge and/or Career & Life Path sectors of the BTB Feng Shui bagua. Books have been used as a visual representation of higher learning, success and inspiration, providing an excellent backdrop for a sparkling blue crystal sphere.</p>	 <p>Clear Crystal & Swirling Energy This clear crystal is creatively positioned in front of a hand-blown glass bowl. This unique 'object de art' was selected because its colours and design represent the free-flowing, undulating nature of water - the natural element for Career & Life Path sector of the BTB Feng Shui bagua!</p>	 <p>Clear Crystal & Globe Metal items, round in shape and associated with the heavens make excellent Feng Shui enhancements for the Helpful People & Travel sector of the BTB bagua. This photograph of a clear crystal framed by a globe meets all of the above criteria, making it a powerful symbol for this important sector. Bon Voyage!</p>
 <p>Crystals of the BTB Bagua Poster Printed on 11" x 12" high quality, full-colour, glossy stock, this artistic collection of still-life photographs, captures the energy of multi-faceted crystal spheres highlighted with the appropriate colours for each gua. Carefully selected background of each image provides a visual representation of the nine Life Sectors. A beautiful addition to any room that puts the energy of all colours of the bagua and the power of intention to work for you! <i>Archival museum quality also available.</i></p>		 <p>Set of 9 Note Cards Crystals of the BTB Feng Shui Bagua This nine-card collection of the beautiful <i>Crystals of the BTB Feng Shui Bagua</i> note cards is perfect to send a note of thanks, congratulations or best wishes to your friends and clients! Each card illustrates one of the nine Life Sectors of the bagua. This complete nine-card collection of the beautiful <i>Crystals of the BTB Bagua</i> note cards has been created by Terri Perrin, Feng Shui Practitioner. Photographer Lisa Graham captures the exquisite beauty of each crystal so well that the cards are also suitable for framing.</p>

Best Wishes to You & Your Loved Ones!



Crystal Heaven

Holiday Savings Price \$240.00 Save \$29.55

We have a wonderful Christmas present for you. Receive all 9 colour crystals for this amazing price. Red, Pink, Green, Antique Green, Purple, Amethyst, Yellow, Sapphire Blue, Emerald Green. Each crystal is packaged in a beautiful organza bag.

[Order all 9 Swarovski 30mm Colour Crystals](#)



Three I-Ching Coins in Velvet Pouch

Holiday Savings Price \$4.95 Save \$1.00



This strand of three I-Ching Coins, tied together with a powerful 9" red string and tucked into a luxurious velvet pouch, is a powerful symbol to attract prosperity and good fortune. This is a popular Feng Shui item and can be placed in your prosperity gua to attract auspicious money and good fortune; in your handbag or wallet so you will never run out of cash; in your desk or on your computer or telephone to maintain busy sales.

[Order Now for the Holiday Season!](#)

Holiday Special!

Free . . .



this holiday season only . . .

every 30mm crystal ordered comes in a lovely silver round box, wrapped in a silver satin pouch. Just add your tag and put your gift of love under the tree!

while supplies last

Feng Shui Market & Publishing

Mailing Address 195, 612 - 500 Country Hills Blvd. N.E., Calgary, Alberta Canada T3K 5K3
www.fengshuimarket.ca

Phone 403.295.7336
email: info@fengshuimarket.ca